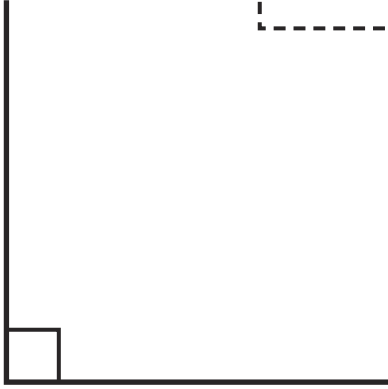


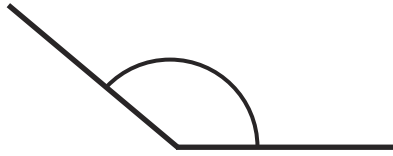
Acute, Obtuse and Right Angles

Look at these different angles:



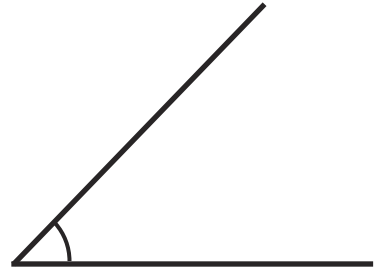
Right Angle

a square 90° .



Obtuse Angle

is greater than a right angle.

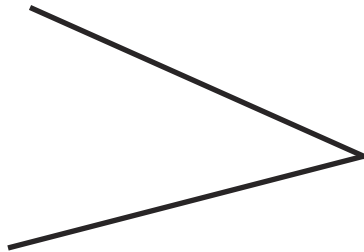


Acute Angle

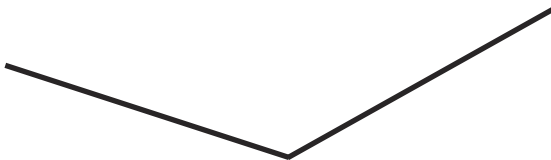
is smaller than a right angle.

Write the type of angle:


①



②



③

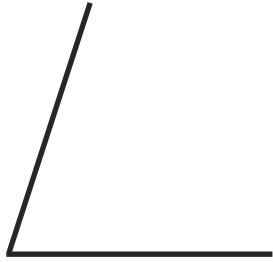


Acute, Obtuse and Right Angles

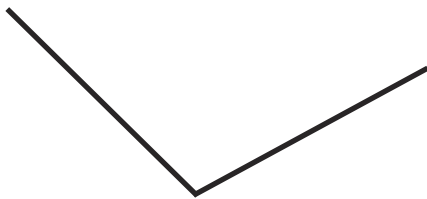
4



5



6



7



8

